

# Chemical and mechanical methods on fruit setting and pomological traits of Chinese jujube (*Ziziphus jujuba* Mill.) under Czech agro climatic condition

S. Mishra<sup>✉</sup>, M. Tarafdar<sup>1</sup>, R. K. Singh<sup>1</sup>

<sup>1</sup> Department of Horticulture, Faculty of Agriculture, Sam Higginbottom University of Agriculture, Technology and Sciences, Allahabad, India

✉E-mail: mishrasaket1@gmail.com

**Abstract.** The aim of this research was conducted to improve fruit set using different types of treatments and to find out the best treatment on the basis of number of fruits and pomological traits. For the research, ten years old 12 Lang cultivar of jujube trees and 3 seedlings from open pollinated of Ukraine genotypes were used. The tree spacing was 3.50×1.26 m. Spraying of Borax showed that average numbers of fruits were higher than the other treatments, average values of height, weight, width and thickness were also higher than the other treatments. On the other hand Urea and Girdling gave poor results in both years. In case of seedlings, different treatments for fruit setting have not given good results. Spraying with different treatments did not affect fruit-setting and pomological characteristics as well, in a larger scale. In 2006, bud breaking started in jujube cultivars on 28<sup>th</sup> April and in seedlings on 6<sup>th</sup> May. In 2007, bud breaking started in jujube cultivars 11 days earlier and 10 days earlier on 26<sup>th</sup> April in seedling. In jujube cultivars, there were some variations in the dates of flowering during 2006; the average date of flowering was 26<sup>th</sup> June in 2006 for all cultivars of jujube. In seedlings, flowering started on 6<sup>th</sup> July 2006. During 2007 flowering started in jujube cultivar jujube cultivars started flowering 12 days earlier and seedlings 22 days earlier. During 2006, fruit set started in jujube cultivars and seedlings, on 12<sup>th</sup> July and 14<sup>th</sup> July respectively. During 2007, fruit set started in jujube cultivars and seedlings on 1<sup>st</sup> July and 10<sup>th</sup> July respectively. In 2007 fruit set in jujube cultivars started 11 days earlier and in seedlings 4 days earlier. During 2006, ripening started in jujube cultivars and seedlings on 26<sup>th</sup> Sept. During 2007 ripening started in jujube cultivars and seedlings on 2<sup>nd</sup> and 10<sup>th</sup> Sep. respectively. In 2007, ripening started in jujube cultivars 24 days earlier and seedlings 16 days earlier. Statistical evaluations of the data showed the differences between 2006 and 2007.

**Keywords:** jujube, cultivars, seedlings, flowering, fruit setting, timing.

**For citation:** Mishra S., Tarafdar M., Singh R. K. Chemical and mechanical methods on fruit setting and pomological traits of Chinese jujube (*Ziziphus jujuba* Mill.) under Czech agro climatic condition // Agrarian Bulletin of the Urals. 2020. No. 06 (197). Pp. 17–25. DOI: 10.32417/1997-4868-2020-197-6-17-25.

**Paper submitted:** 25.05.2020.

## Introduction

Chinese jujube (*Ziziphus jujuba* Mill.) is a deciduous fruit tree having Rhamnaceae family that ripens its fruit in autumn. It is grown in the temperate and subtropical areas of the Northern Hemisphere, especially the drier parts of north China. Chinese jujube appears to be principally diploid ( $2n = 2x = 24$ ), although some polyploidy plants have been propagated as cultivars, whereas Indian jujube is tetraploid ( $2n = 2x = 48$ ). As it is a plant well adapted to the climate in this region, lasts for long time, and fits in long-term intercropping systems; Chinese jujube has become more popular in different parts of China, especially in the dry northern parts. It is considered to be an ideal economic crop for arid and semiarid areas where common fruit trees do not grow well [12]. Accordingly, the International Centre for Underutilized Crops in Southampton, U. K., identified Chinese jujube as a crop with substantial growth potential in 2006 [1]. Recently, its cultivation has witnessed an increase in other regions in the world such as the southwest Europe, the Middle East, and India. The

fruit of Chinese jujube is rich in nutritive substances and has high medicinal value. Beside fresh consumption of the pulp, it can be dried or processed to be used in confectionary recipes in bread, cakes, and candy [9]. In addition to its nutritional uses, Chinese jujubes have been used as a traditional medicine [13]. In particular, the seeds are known for their sedative effect [10], which has been connected to the flavonoids available in the seeds. Consequently, products of Chinese jujube are being distributed as functional food, which in the United States, are available at health food stores [17]. Since FAO stat does not maintain statistics on this crop, it was referred to the Agris, Agricola and CABI tabloid data base to have insight of the statistical aspects of the Chinese jujube and related research in literature [14]. It was found that China and Korea were the two leading countries in the research on Chinese jujube. According to the China Agricultural Yearbook, China is the largest producer whose production has increased by 16 % annually since 2003 and reached approximately 7.4 million tons in 2013. Beside China, the crop is grown commercially mainly in Korea

whose growing area is 4676 ha, while the annual production is 20 thousand tons approximately [1]. Smaller areas of production can be found scattered in the dry regions of Thailand [14], France [17], Italy [3]. In other countries, if Chinese jujube are found, they would be used mainly for germplasm research or ornamental purposes [12]. Cultural practice of the Chinese jujube farming depends mainly on hand labor [15]. Particularly, the shortage of labor is required during the limited harvesting season leads to an increase in labor cost, which is one of the major problems facing farmers [2]. In fact, this labor intensive harvesting practice have become increasingly serious that it may threaten the stability of its cultivation and weaken the international competitiveness of the Chinese jujube industry.

It is worth mentioning that for intensive planting, some engineering technologies have been already employed to save labor and improve production. For example, digging machines are used for tree transplanting [11]; and branch pruning tools are utilized to control the number, length and opening of branches to improve lighting conditions and increase leaf area index [5]. One example of these tools is a knife designed specifically for jujube branch pruning after studying the mechanical properties of the branch [4]. At the same time, researches to fully automate pruning are ongoing [5].

#### Ecology and Climatic Requirements

Chinese jujube is a deciduous fruit tree, typically possessing thorny branches. Their leaves are ovate-acute, with three conspicuous veins at the base and finely toothed margins. They can withstand extreme arid conditions and produce reasonable yields. Many famous Chinese jujube cultivars are cultivated in Northwest China, which is well known for its arid climate.

In Northwest China, the annual precipitation is usually below 200 mm in arid, 200–450 mm in semi-arid, and 450–650 mm in sub-humid regions. Jujube can grow and thrive in a wide range of temperatures. Usually it could tolerate cold winters and survive temperatures as low as  $-20^{\circ}\text{C}$ . This enables jujube to grow in mountains or deserts, and in cold regions. In addition, under different climatic conditions, jujube cultivars are diverse for traits, such as fruit shape, flavor, color, botany traits, and propagation ability [11]. Most species of *Ziziphus* can be found in low rainfall areas. The climatic and ecological background to the three important cultivated species is shown in the table [16]. Ecological requirements of the main jujube species are given in the table 1.

#### Reproductive Biology

The small flowers are produced in great abundance in spring and early summer. Although the flowers are perfect, the plants come in two mating types—one in which flowers open in the morning and the second in which flowers open in the afternoon. Most or all plants appear to be self-incompatible, but some cultivars are capable of setting large crop of fruit when planted in isolation. The stones of these when opened, seldom contain viable seeds. Some cultivars, even when planted among many other clones for cross-pollination, produce only seedless fruit, although stones are present. Some cultivars produce little or no fruit without cross pollination. The flowers are very fragrant and attract numerous insects of many species. Each stone potentially contains two seeds. The plant's flower relatively late in the spring and the fruit require 2–5 months to mature. If squirrels and crows are abundant, they can remove much of the fruit before it ripens [7].

Table 1  
Ecological requirement of the main jujube species

	<i>Z. mauritiana</i>	<i>Z. jujube</i>	<i>Z. spina christi</i>
Latitude	30°N to 30°S	300C to 510N	00 to 200N
Altitude (m)	< 1500	Up to 2800	< 1000
Eco region	Warm Lowland plains	Cool highlands	Mediterranean dry lands
Minimum temperature	4 to 12 °C	–100 to 200 °C	–5 to 20 °C
Maximum temperature	39 to 45 °C	360 °C	50 °C
Rainfall (mm)	> 300	200 to 450	Ca 100
Soil type	Shallow to deep and soil	Alluvial plains hills	Poor soils of arid areas
Alkalinity	< 45 ESP	Highly tolerant	Some tolerance

Table 2  
Climatic characteristics of warm region T4 [19, Pp. 232–233]

Parameters	Climatic characters of warm region T4
Number of summer days	60–70
Number of days with mean temperature > 100 °C	170–180
Number of days with frost	100–110
Number of ice days	30–40
Mean January temperature	–2...–3 °C
Mean July temperature	19–20 °C
Mean April temperature	9–10 °C
Mean October temperature	9–10 °C
Mean number of days with precipitation < 1 mm	80–90
Sum of precipitation in the vegetation period	300–350 mm
Sum of precipitation in the winter period	200–300 mm
Number of days with snow cover	40–50
Number of cloudy days	110–120
Number of cloudless days	50–60

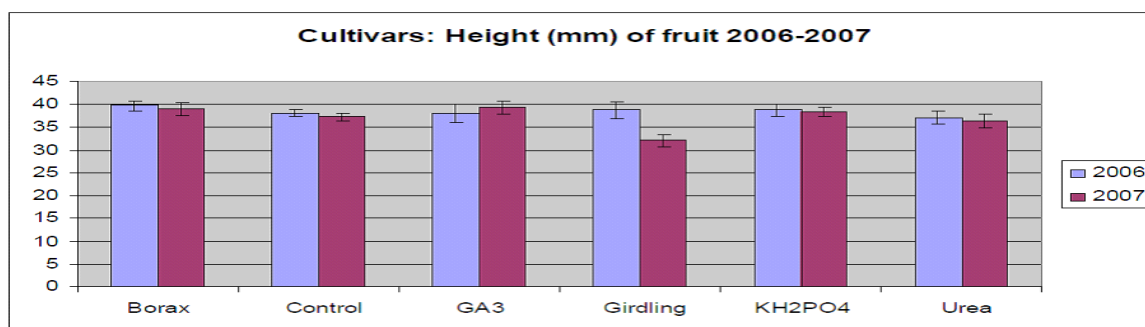


Fig. 1. Effect of different treatments on the height [mm] of fruit in *Ziziphus jujuba* Mill.

In Indian jujube, seedlings begin to bear fruit in the third or fourth year. In south – East Asia; it flowers with shoot growth in the wet season. As with Chinese jujube, the cultivars can be assigned to two groups based on anthesis time, those in which anthesis occur in the morning and those with anthesis in the afternoon. The stigma is receptive on the day of anthesis. The pollen is sticky and hence is not transferred by wind. In India, the honeybee and the house fly are the main pollinating insects, but many other insects are attracted to the flowers. The cultivars are self-incompatible, and some cultivar combinations are cross-incompatible. Only a small percentage of the flowers produces mature fruit, but this can be sufficient for a full crop [7].

#### Pollination

Generally, pollination is used mainly for breeding purpose. By pollinating the flowers on plants by hand, are assured a number of things: it assures pollination of the female flower and it will increase the likelihood of pollinating all segments of the female flower. Multi-segmented stigmas exist in the flowers of many plants. Chinese jujube are deciduous and can tolerate cold winters to –28 degrees F. They have a low chilling requirement allowing them to produce fruit in areas having mild winters. Long, hot summers are necessary to ripen good fruit crops. Flowers are small, approximately, 1/5 inch diameter, white, somewhat fragrant, and produced in large numbers in leaf axils. Flowering period extends over several months from late spring into summer [8]. Most jujube cultivars produce some fruit without cross pollination, but reports from California indicate yields are much higher when two or more different cultivars are planted together. Pollination is done by bees and flies.

#### Fruit growth and development

Immediately after fruit set, there is a very heavy fruit drop due to lack of ovule formation. The fruit development period varies from 108 to 180 days depending on cultivars and location, and shows a double sigmoid growth pattern.

As the fruit grows, there are increases in length, breath, weight, soluble solids, sugars and ascorbic acid and decreases in acidity, starch, phenolics and specific gravity [8].

#### Methods

This work is part of my PhD. research. The investigation on are being carried out at the Department of Pomology, Faculty of Horticulture in Lednice, Mendel University of Agriculture and Forestry in Brno, Czech Republic.

#### Climatic characteristics

According to Quitt's classification, Lednice belongs to the warm region T4 [19, Pp. 232–233]. Climatic characteristics are given in the table 2.

The altitude of Lednice is approximately 170 meters above the sea level. Lednice enjoys the temperate climatic conditions prevailing in the south-eastern part of the Czech Republic, the south Moravia region. The average annual temperature in Lednice is 9.2 °C. In 2006 and 2007 the average annual temperature was 10 °C and 11.2 °C respectively. Average annual temperature during the vegetation period was 15.7 °C. In 2006 and 2007 the average temperature during the vegetation period was 17.2 °C and 17.7 °C respectively (Rožnovský and Litschmann 2008). The **average annual temperature** according to the Climate Atlas of Czechia is 9–10 °C [19, Pp. 24–25]. Map is given in the figure below (fig. 1).

Average coolest month was January –1.9 °C. The coolest month in 2006 and 2007 was January –5.8 °C and December 0.4 °C respectively. Average hottest month was July 19.1 °C. The hottest month in 2006 and 2007 was July 23.5 °C and 21.3 °C respectively. Length of the summer (average temperature above 15 °C) in 2006 and 2007 was 131 days and 119 days respectively. Number of summer days (average day temperature higher than 25 °C) in 2006 and 2007 was 14 and 11 respectively. In 2006 there were 277 days without frost (Rožnovský and Litschmann 2008).

The annual rain fall in Lednice is 480 mm. In 2006 and 2007 the annual rain fall was 579.4 mm and 584.4 mm respectively. During vegetation the annual rainfall in 2006 and 2007 was 401.7 mm and 343.3 mm respectively (Rožnovský and Litschmann 2008). The average annual precipitation according to the Climate Atlas of Czechia is 450 – 500 mm [19, Pp. 68–69]. Map is given in the figure (fig. 2).

#### Fruit setting in Jujube

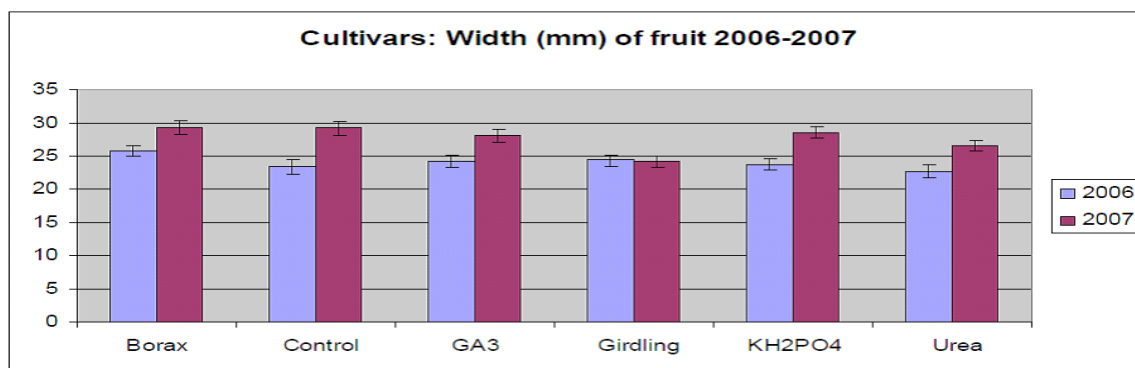
The aim of this research was conducted to improve fruit set using different types of treatments and to find out the best treatment on the basis of number of fruits and pomological traits. Fruit-set was improved using the following methods [6]:

1. Spraying on flowers during full blooming season (25 %-50 % flowers are open),

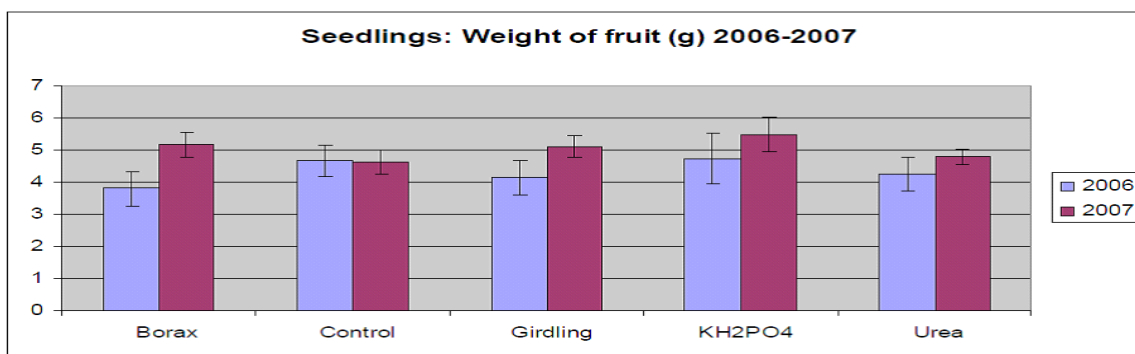
2. Girdling during blooming season (approximately 30 % flowers are opening), main stem ring-girdling (removing the bark of 3–5 mm wide strip of bark, depending on the diameter of the tree) just like in apple tree. For the improvement of fruit set different types of treatments could be used. For the purpose of this research, six treatments were selected to improve pollination [6]). Twelve trees of the cultivar “Lang” were used for the trial.

Two plants were used for each treatment:

- Borax: 0.3 %;
- Urea: 0.5 %;
- KH<sub>2</sub>PO<sub>4</sub> 0.4 %

Fig. 2. Effect of different treatments on the width (mm) of fruit in *Ziziphus jujuba* Mill.Table 3  
Effect of different treatments on the weight [g] of fruit in seedlings of *Ziziphus jujuba* Mill.

Treatment	2006	½ conf	2007	½ conf
Borax	18.300	0.9373	19.6500	0.649121678
Control	19.7000	0.7454	19.5000	0.492030551
Girdling	19.2500	0.6420	19.8000	0.517161772
$KH_2PO_4$	18.850	1.1492	20.0500	0.616325493
Urea	18.7000	0.8736	19.1000	0.39886136
Average	19.0	0.9	19.6	0.5

Fig. 3. Effect of different treatments on the weight [g] of fruit in seedlings of *Ziziphus jujuba* Mill.

- $GA_3$ : 5–10 ppm (or mg/L);
- Girdling;
- Control.

For the same trial in **seedlings**, five treatments were selected. Three trees were used for the treatments. Five branches on the tree were selected, each for different treatment:

- Borax: 0.3 %;
- Urea: 0.5 %;
- $KH_2PO_4$  0.4 %
- Girdling;
- Control.

Treatments were sprayed on Jujube twice a year. First, when 25 % flowers were open and again when 50 % flowers were open. For evaluation of fruit setting there were counted flowers on the trees. Usually counting started from the first week of July till the last week of August.

**Cultivars.** In 2006, 100 flowers were counted per tree, two trees for each treatment. In 2007, 300 flowers were counted per tree (three branches, 100 flowers/branch), two trees for each treatment.

**Seedlings.** In 2006 and 2007 as well, 100 flowers were counted per branch, each branch with different treatment. Total yield was counted only from 2 plants, not from 3 as in the case of cultivars. In the case of Urea treatment, the branch of the

third seedling was grafted. A pomological description based on shape, color, weight, thickness, height and width was made for each different treatment, twenty fruits were evaluated for each treatment.

## Results

### Fruit setting in cultivars

For evaluation of fruit setting there were counted flowers on the trees (selected branches / treatment). The results from the year 2006 show that these treatments don't affect on shape, colour and height, in 2007 height was affected. **Shape** of fruit was oval in 2006 and also in 2007 was the same as well, regardless the treatment. **Color** was brown in 2006 and 2007 as well, regardless the treatment. Regarding number of fruits, there were statistically highly significance differences between treatments. There were no significance differences between Girdling, Borax,  $KH_2PO_4$ , and  $GA_3$ . There were highly significance differences between Urea and Control. Results are given below.

**The weight** of fruit from the different treatments in 2006; Borax, Control,  $GA_3$ , Girdling,  $KH_2PO_4$  and Urea were 14.4 g, 11.8 g, 12.9 g, 13.6 g, 13.3 g and 8.8 g respectively. The average weight of fruit from the different treatments in 2007; Borax, Control,  $GA_3$ , Girdling,  $KH_2PO_4$  and Urea were 15.4 g, 15.2 g, 13.8 g, 8.9 g, 13.5 g and 12.1 g respectively.



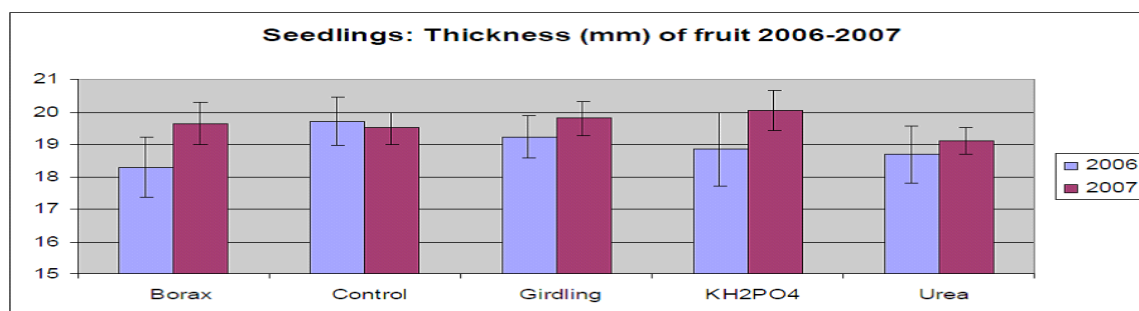


Fig. 4. Effect of different treatments on the thickness [mm] of fruit in seedlings of *Ziziphus jujuba* Mill.

Table 4  
Effect of different treatments on the thickness [mm] of fruit in seedlings of *Ziziphus jujuba* Mill.

Treatment	2006	½ conf	2007	½ conf
Borax	3.8100	0.5383	5.1700	0.375364815
Control	4.6650	0.4930	4.6200	0.368702564
Girdling	4.1350	0.5335	5.1100	0.349867646
KH <sub>2</sub> PO <sub>4</sub>	4.7350	0.7889	5.4950	0.525668447
Urea	4.2750	0.5185	4.8000	0.23227654
Average	4.3	0.6	5.00	0.4

Treatments affect weight of fruit. In 2006 there were statistically highly significance differences between Urea and other treatments as well as between Control and Borax, in 2007 there were differences between Girdling and other treatments as well as between the Urea, KH<sub>2</sub>PO<sub>4</sub> and Borax, Control. Results are given below (table 3, fig. 3).

**The thickness** of fruit from the different treatments in 2006: Borax, Control, GA<sub>3</sub>, Girdling, KH<sub>2</sub>PO<sub>4</sub> and Urea were 28.4 mm, 26.7 mm, 27.3 mm, 27.9 mm, 27.3 mm and 25.4 mm respectively. The average thickness of fruit from the different treatments in 2007; Borax, Control, GA<sub>3</sub>, Girdling, KH<sub>2</sub>PO<sub>4</sub> and Urea were 26.4 mm, 26.2 mm, 25.6 mm, 22.2 mm, 25.9 mm and 24.2 mm respectively. Treatments affect thickness of fruit. In 2006 there were statistically highly significance differences between Urea and other four treatments, in 2007 between Girdling and other four treatments and Control. The difference between Urea and GA<sub>3</sub>, KH<sub>2</sub>PO<sub>4</sub>, Borax and Control was also statistically highly significant. Results are given below (table 4, fig. 4).

**The height** of fruit from the different treatments in 2007 Borax, Control, GA<sub>3</sub>, Girdling, KH<sub>2</sub>PO<sub>4</sub> and Urea were 38.9 mm, 37.2 mm, 39.4 mm, 32.0 mm, 38.4 mm and 36.3 mm respectively. In 2007 treatments affect height of fruit. There were statistically highly significance differences between Girdling and other four treatments and Control. There were the differences between Urea and other three treatments (KH<sub>2</sub>PO<sub>4</sub>, Borax and GA<sub>3</sub>) as well as between Control and GA<sub>3</sub>. Results are given below (table 5, fig. 5). In 2006 height was not affected by the treatments.

**The width** of fruit from the different treatments in 2006; Borax, Control, GA<sub>3</sub>, Girdling, KH<sub>2</sub>PO<sub>4</sub> and Urea were 25.7 mm, 23.4 mm, 24.2 mm, 24.4 mm, 23.7 mm and 22.6 mm respectively. The average width of fruit from the different treatments in 2007; Borax, Control, GA<sub>3</sub>, Girdling, KH<sub>2</sub>PO<sub>4</sub> and Urea were 29.25 mm, 29.2 mm, 28.0 mm, 24.2 mm, 28.5 mm and 26.5 mm respectively. Treatments affect width of fruit. In 2006 there were statistically highly significance differences between Urea, Control, KH<sub>2</sub>PO<sub>4</sub> and Borax. In 2007 there were differ-

ences between Girdling and other four treatments and Control as well as between Urea and other three treatments (KH<sub>2</sub>PO<sub>4</sub>, Borax and GA<sub>3</sub>) and Control. Results are given below (table 6, fig. 6).

**The total yield** of fruit from the different treatments in 2006; Borax, Control, GA<sub>3</sub>, Girdling, KH<sub>2</sub>PO<sub>4</sub> and Urea were 9500, 1650, 6216, 3128, 4340 and 650g respectively. The total yield of fruit from the different treatments in 2007; Borax, Control, GA<sub>3</sub>, Girdling, KH<sub>2</sub>PO<sub>4</sub> and Urea were 8820, 8020, 17500, 1600, 4250 and 4650g respectively. Treatments also affect total yield of fruit in *Ziziphus jujuba* Mill. (table 7). Results showed that in 2006 Borax gave the best yield (9500 g) and Urea gave poor result (650 g). In 2007 GA<sub>3</sub> gave the best result (17500 g) and Girdling gave the poor result (1600 g). Total yield from all the treatments was 25484g in 2006 and 44840 g in 2007.

Two years evaluation of different treatments for fruit setting has given good results. On the basis of results it shows that Borax is the best treatment for fruit setting and pomological characteristics as well.

#### Fruit setting in seedlings

The results from the both years show that the treatments don't affect shape neither on color.

**Shape** of fruit was round in 2006 and also in 2007 was the same as well, regardless the treatment.

**Color** was golden-yellow in 2006 and 2007 as well, regardless the treatment.

Regarding **number of fruits**, in 2007, there is no significant difference between treatments. There is significant difference between Urea and Girdling, Urea and KH<sub>2</sub>PO<sub>4</sub>. There is no difference between Control and Borax certainly. Results are given below (table 8, fig. 7).

**The weight of fruit** from the different treatments in 2006: Borax, Control, Girdling, KH<sub>2</sub>PO<sub>4</sub> and Urea were 3.8, 4.6, 4.1, 4.7, and 4.2 g respectively. The average weight of fruit from the different treatments in 2007; Borax, Control, Girdling, KH<sub>2</sub>PO<sub>4</sub> and Urea were 5.1, 4.6, 5.1, 5.4, and 4.8 g respectively.

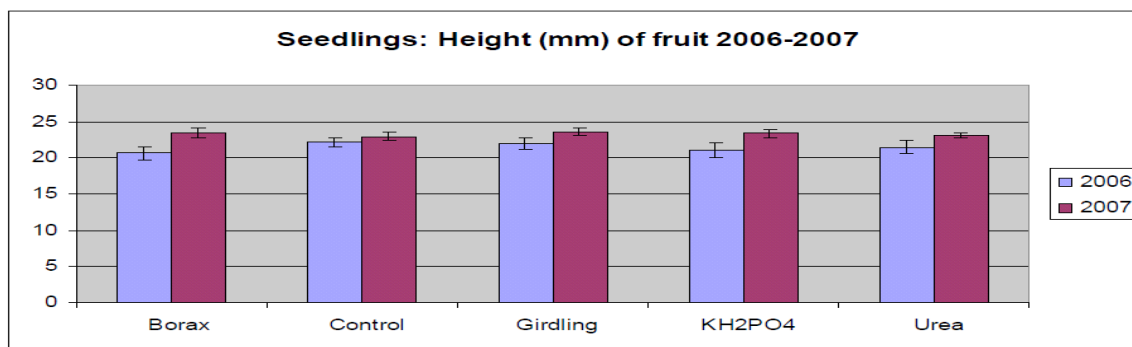


Fig. 5. Effect of different treatments on the height [mm] of fruit in seedlings of Ziziphus jujuba Mill.

Table 5

Effect of different treatments on the height (mm) of fruit in seedlings of Ziziphus jujuba Mill.

Treatment	2006	½ conf	2007	½ conf
Borax	20.6500	0.9271	23.400	0.633391227
Control	22.2000	0.5600	22.9500	0.57705771
Girdling	21.95000	0.7959	23.6000	0.5558400029
KH <sub>2</sub> PO <sub>4</sub>	21.05000	1.0240	23.3500	0.612573096
Urea	21.4500	0.8916	23.1500	0.348745532
Average	21.5	0.8	23.3	0.5

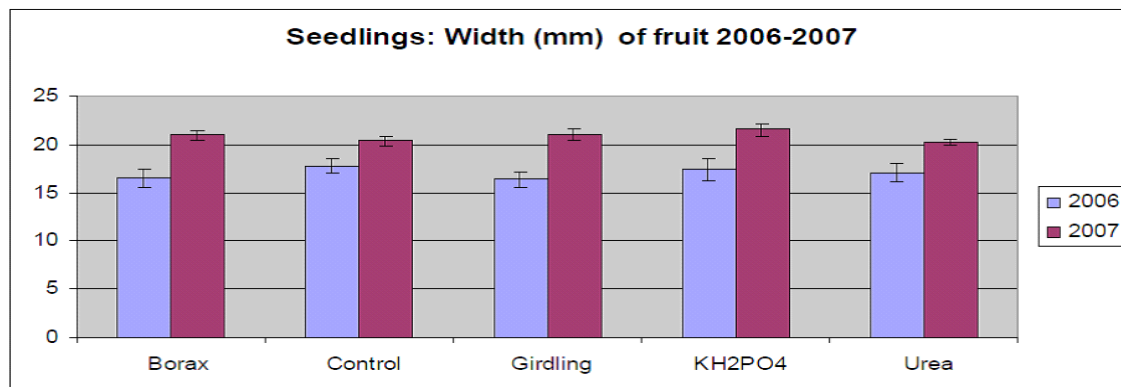


Fig. 6. Effect of different treatments on the width [mm] of fruit in seedlings of Ziziphus jujuba Mill.

Table 6

Effect of different treatments on the width [mm] of fruit in seedlings of Ziziphus jujuba Mill.

Treatment	2006	½ conf	2007	½ conf
Borax	16.5500	0.9540	20.9500	0.51436792
Control	17.8000	0.7377	20.4000	0.512684096
Girdling	16.350	0.8355	21.0000	0.547481056
KH <sub>2</sub> PO <sub>4</sub>	17.400	1.1199	21.5500	0.687083272
Urea	17.0500	0.9295	20.2500	0.3352962308
Average	17.00	0.9	20.8	0.5

Table 7

Effect of different treatments on the total yield of fruit in seedlings of Ziziphus jujuba Mill.

Treatment	Total yield of fruit (g)	No. of fruits sm. Ch	Average yield of fruit/tree (g)		Average value 2006 + 2007
Year	2006	2007	2006	2007	
Borax	1 378	2 250	460	750	605
Control	1330	1 800	443	600	521.5
Girdling	2 674	3 300	891	1100	995.5
KH <sub>2</sub> PO <sub>4</sub>	520	1 300	173	433	303
Urea	1 190	2 300	600	1 150	875
Total	7 101	10 950			

Table 8  
Number of fruits (mean) in 2007 in cultivars

Treatment	No. of fruit mean	No. of fruits sm. Ch	No. of fruits -99.00 %	No. of fruits +99.00 %	N	
Girdling	0.33333	0.980167	-2.36839	3.03505	6	2.70172
Borax	0.83333	0.980167	-1.86839	3.53505	6	2.70172
$KH_2PO_4$	2.50000	0.980167	-0.20172	5.20172	6	2.70172
GA <sub>3</sub>	4.00000	1.073719	1.04041	6.95959	6	2.95959
Urea	10.00000	0.980167	7.29828	12.70172	6	2.70172
Control	8.50000	0.980167	5.79828	11.20172	6	2.70172

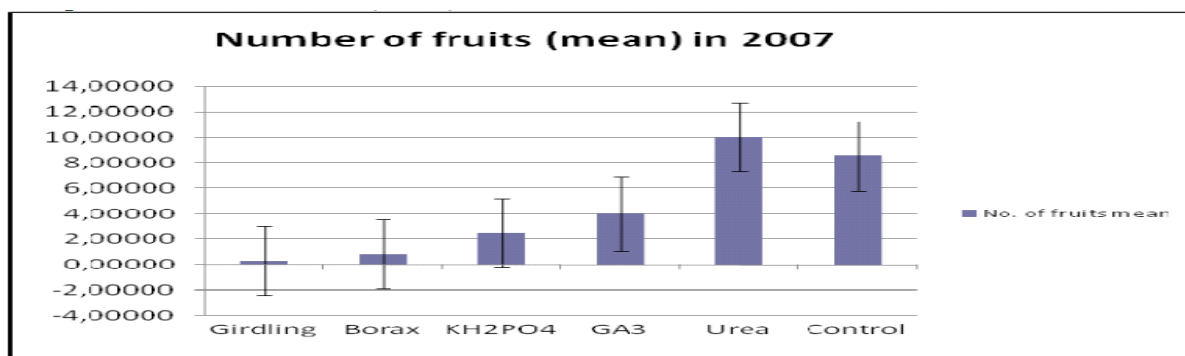


Fig. 7. Number of fruits (mean) in 2007 in cultivars

Treatments affect weight of fruit. In 2006 record observation showed that there were no statistically significant differences among the treatments. In 2007 there were statistically significant differences between  $KH_2PO_4$  and control as well as Urea. Results are given below (table 3, fig. 3).

**The thickness** of fruit from the different treatments in 2006: Borax, Control, Girdling,  $KH_2PO_4$  and Urea were 18.3, 19.7, 19.2, 18.8, and 18.7 mm respectively. The average thickness of fruit from the different treatments in 2007: Borax, Control, Girdling,  $KH_2PO_4$  and Urea were 19.6, 19.5, 19.8, 20.0, and 19.1 mm respectively. Treatments affect thickness of fruit. Record observation shows that there were no statistically significant differences among the treatments in 2006 neither in 2007. Results are given below (table 4, fig. 4 8).

**The height of fruit** from the different treatments in 2006; Borax, Control, Girdling,  $KH_2PO_4$  and Urea were 20.6, 22.2, 21.9, 21.0, and 21.4 mm respectively. The average height of fruit from the different treatments in 2007; Borax, Control, Girdling,  $KH_2PO_4$  and Urea were 23.4, 22.9, 23.6, 23.3, and 23.1 mm respectively. Treatments affect height of fruit. Record observation shows that there were no statistically significant differences among the treatments in 2006 neither in 2007. Results are given below (table 5, fig. 5).

**The width** of fruit from the different treatments in 2006: Borax, Control, Girdling,  $KH_2PO_4$  and Urea were 16.5, 17.8, 16.3, 17.4, and 17.0 mm respectively. The average width of fruit from the different treatments in 2007: Borax, Control, Girdling,  $KH_2PO_4$  and Urea were 20.9, 20.4, 21.0, 21.5, and 20.0 mm respectively. Treatments affect width of fruit. Record observation shows that there were no statistically significant differences among the treatments in 2006. In 2007 there were statistically significance differences between  $KH_2PO_4$  and control as well as Urea. Results are given below (table 6, fig. 6).

**The total yield** of fruit from the different treatments in 2006: Borax, Control, Girdling,  $KH_2PO_4$  and Urea were 1378, 1330, 2674, 520 and 1199 g respectively. The total yield of

fruit from the different treatments in 2007: Borax, Control Girdling,  $KH_2PO_4$  and Urea were 2250, 1800, 3300, 1300 and 2300 g respectively. Treatments also affect total yield of fruit in seedling of *Ziziphus jujuba* Mill. Results showed that in 2006 Girdling gave the best yield (2674 g) and  $KH_2PO_4$  gave poor result (520 g). In 2007 Girdling gave the best result (3300 g) and  $KH_2PO_4$  gave the poor result (1300 g). Total yield from all the treatments was 7101 g in 2006 and 10950 g in 2007.

Two years evaluation of different treatments for fruit setting has not given satisfactory results. Spraying with different treatments did not affect fruit-setting and pomological characteristics as well, in a larger scale.

In the case of Urea treatment, the yield was measured from the two seedlings, not from the third one. The particular Urea branch of the third seedling was grafted and yield from this effect was much higher than from the other branches.

#### Fruit setting in jujube

For the improvement of fruit set, six treatments were selected in cultivars (Borax, Urea,  $KH_2PO_4$ , GA<sub>3</sub>, Girdling, and Control) and five treatments in seedlings, where GA<sub>3</sub> was not used. In seedlings, 100 flowers were counted per branch; each branch has got one treatment. In the case of seedlings, the small size of trees and limited number of branches doesn't allow the use of more replications like in the case of cultivars. A pomological description based on shape, colour, weight, thickness, height and width was made for each different treatment, twenty fruits were evaluated for each treatment in seedling and cultivars as well.

#### Fruit setting in cultivars

Under natural conditions, fruit set in jujube is low, usually less than 1 % (Singh 1995). It is very important to improve the fruit set in Chinese jujube production. Singh (1995) has reported that fruit set of Chinese jujube can be improved by spraying 10–20 ppm GA<sub>3</sub> 3–4 times starting at full-bloom. In our research, GA<sub>3</sub> 5–10 ppm was sprayed for improving the fruit set, and the spraying of this treatment was not so success-

ful like spraying of Borax. Borax gave the best result in the case of cultivars in almost all pomological characteristics, in both years.

On the other hand, Urea and Girdling gave poor results in 2006 and 2007. Borax also gave the best yield in 2006; in 2007  $GA_3$  gave the best result. From the above mentioned reasons and results, we recommend using of Borax for improvement of fruit setting in jujube is cheaper than  $GA_3$  and the frequency of Borax to get number of fruits in jujube is much higher than  $GA_3$ . The exceptional value of height shows that the average value in 2007 was higher in  $GA_3$ . Random selection of fruits caused the irregularities in results in the case of height. To avoid the same in the future would be better to choose more fruits for verification.

#### Fruit setting in seedlings

On the basis of results from both years showed that the treatments don't affect shape or colour, other pomological characteristics were affected.

**The weight** of fruit was the highest in  $KH_2PO_4$  in both years. The lowest value of weight was in the case of Borax in 2006 and Control in 2007. **The thickness** of fruit was the highest in Control in 2006 and in  $KH_2PO_4$  in 2007. The lowest value of thickness was in the case of Borax in 2006 and Urea in 2007. **The height** of fruit was the highest in Control in 2006 and in Girdling in 2007. The lowest value of height was in the case of Borax in 2006 and Control in 2007. **The width** of fruit was the highest in Control in 2006 and in  $KH_2PO_4$  in

2007 (21.5 mm). The lowest value of width was in the case of Girdling (16.3 mm) in 2006 and Urea (20.0 mm) in 2007.

Regarding the size of fruit, Control gave the best results. From this reason we can conclude that in the case of seedlings, treatments don't affect pomological characteristics as in the case of cultivar. On the other side, treatments affect total yield of fruit, which reached the highest value in Girdling in 2006 and 2007 as well.  $KH_2PO_4$  gave poor results in both the years.

The probable reason for non-significant effect of different treatment on size and colour in jujube may be attributed to the adverse climatic conditions for the seedlings which might have led to improper colour development and under sized fruit.

### Discussion and Conclusion

#### Fruit setting in cultivars

Studies conducted on effect of different treatments on fruit setting in jujube shows that Borax is the best treatment for fruit setting and pomological characteristics as well. Spraying of Borax showed that average numbers of fruits were higher than the other treatments, average values of height, weight, width and thickness were also higher than the other treatments. On the other hand Urea and Girdling gave poor results in 2006 and 2007 respectively.

#### Fruit setting in seedlings

On the basis of result it can be concluded that in the most cases  $KH_2PO_4$  gave satisfactory result. In general, spraying with different treatments did not affect fruit-setting and pomological characteristics as well, in a larger scale.

### References

1. Choi S. H., Ahn J. B., Kozukue N., Levin C. E., Friedman M. Distribution of free amino acids, flavonoids, total phenolics, and antioxidative activities of jujube (*Ziziphus jujuba*) fruits and seeds harvested from plants grown in Korea // Journal of Agricultural & Food Chemistry. 2011. Vol. 59. No. 12. Pp. 6594–6604.
2. Chen F., Liu K., Zhang J., et al. Target identification method of lingwu dates based on bp neural net-work. The Open Automation and Control Systems Journal. 2014. Vol. 6. No. 1. Pp. 670–675.
3. Cossio F., Bassi G. Field performance of six chinese jujube cultivars introduced and tested in northern Italy // Acta Hort. 2013. No. 993. Pp. 21–28.
4. Fan X., Zhang H., Li C., et al. The development of the pneumatic cutting machine used in a dwarf dense planting jujube garden // Journal of Shandong Agricultural University. 2014. No. 45. Pp. 694–697.
5. Ge Y., Fang J., Wang S., et al. Status of mechanized pruning techniques zaoyuan close planting dwarf. J. Agric. Mech. Res. 2013. No. 35. Pp. 249–252.
6. Hao-Yuan S. Discussion about *Ziziphus sp.* Personal communication. Institute of Forestry and Pomology, Academy of Agriculture and Forestry Sciences, Beijing, China, 2005.
7. Janick J. The Encyclopedia of Fruits & Nuts. Oxfordshire. Cambridge: CAB International, 2008. Pp. 615–619.
8. Schalau J. The Chinese jujube // Agriculture and natural resources. University of Arizona Co-operative Extension, 2011.
9. Krska B., Mishra S. Sensory evaluation of different products of *Ziziphus jujuba* Mill. // Acta Horticulturae. 2008. No. 840. Pp. 557–562.
10. Koetter U., Barrett M., Lacher S., et al. Interactions of magnolia and ziziphus extracts with selected central nervous system receptors // Journal of Ethnopharmacology. 2009. No. 124. Pp. 421–425.
11. Li R., Peng J., Sun S. P., Al-Mallahi A., Fu L. S. Determination of selected physical and mechanical properties of chinese jujube fruit and seed. Agricultural engineering international. Canadian Institute for Jewish Research Journal. 2014. Vol. 18. No. 3. Pp. 294–300.
12. Liu M. Chinese jujube: botany and horticulture. Horticultural Reviews. 2010. No. 32. Pp. 229–298.
13. Mahajan R., Chopda M. Phyto-Pharmacology of *Ziziphus jujuba* Mill. – A plant review // Pharmacognosy Reviews. 2009. Vol. 3. No. 6. Pp. 320–329.
14. Siriamornpun S., Weerapreeyakul N., Barusux S. Bioactive compounds and health implications are better for green jujube fruit than for ripe fruit // Journal of Functional Foods. 2015. No. 12. Pp. 246–255.
15. Tang Z., Meng X., Shen C., et al. Design and experimental investigation of mechanical vibration tree fruits and nuts harvester // J. Agric. Mech. Res. 2010. No. 32. Pp. 65–69.



16. Williams J. T. Taxonomy and Nomenclature. Climate and Ecology. Agronomy // Azam-Ali S., E. Bonkougou, et al. Ber and other jujubes. Southampton: Southampton Centre for Underutilised Crops, 2006.
17. Yao S. Past, Present, and Future of Jujubes – Chinese Dates in the United States // HortScience. 2013. Vol. 48. No. 6. Pp. 672–680.
18. Xiaopeng Li, Yupeng Li, Zhong Zhang, Xingang Li. Influences of environmental factors on leaf morphology of Chinese jujubes. College of forestry, northeast university, Yangling, Shaanxi, China. 2015.
19. Tolasz R., Míková T., Valeriánová A., Voženílek V. (eds). Climatic Atlas of Czechia. ČHMÚ, Prague, 2007. 256 p. (In Czech.)

**Authors' information:**

Saket Mishra<sup>1</sup>, PhD, assistant professor, ORCID 0000-0001-8289-0454; [mishrasaket1@gmail.com](mailto:mishrasaket1@gmail.com)

Mithun Tarafdar<sup>1</sup>, PhD, assistant professor, ORCID 0000-0003-0418-3994

Ravi Kumar Singh<sup>1</sup>, PhD, assistant professor, ORCID 0000-0002-1016-7192

<sup>1</sup> Department of Horticulture, Faculty of Agriculture, Sam Higginbottom University of Agriculture, Technology and Sciences, Allahabad, India